

Джипи



Way of Life!



A wide-angle landscape photograph of a volcanic region. The foreground is dominated by dark, jagged, and moss-covered volcanic rocks. In the middle ground, a bright yellow SUV is parked on a dark, sandy path. The background features rolling green hills and mountains under a dramatic, cloudy sky. The overall scene is desolate and rugged.

Nobody But Jimny

My photographic journey began with a survey of the landscape. For the next few weeks, this vast wilderness was home for me, my camera and the Jimny.

Day 1

The hills were steep and rocky, but the Jimny handled them well.
When the skies grew dark, I decided to rest and think about the long journey ahead.





Day 5

Rain hit with a vengeance, but the slippery terrain didn't slow me down. The Jimny took everything in stride and I continued on my journey.





EXTERIOR

Ready to conquer the wild

Built to tackle the harshest weather and terrain, the Jimny goes where other vehicles fear to tread. Take on nature's challenges. Unleash your spirit of adventure and get ready to explore.



Optimised bumpers

All's clear for adventure, including angled bumper edges that increase clearance at the wheels for assured climbing over obstacles. Their moulded black material safeguards the body from stone chips and scratches.

LED headlamps with washers ^(GLX)

Take pride in the Jimny's heritage, symbolised by iconic round headlamps. Washers are standard for LED headlamps, allowing confident driving in mud, dirt or snow.



Practical drip rail

Let the Jimny take you on your all-weather adventures. The drip rail can keep your head dry and your spirits bright when entering and exiting by helping to prevent water from dripping off the roof.

Bonnet corners

Stay on top of your surroundings, thanks to a flat and square bonnet that is carefully crafted to keep front corners in view for better situational awareness when navigating uneven terrain.





INTERIOR

Stay focused on what matters most

In the Jimny, there's little to distract you from driving. Its stylish black interior is humble yet handsome, and controls are designed for quick and easy operation even when wearing gloves.

Illuminated meter cluster

In sunlight and moonlight, on and off the road, the meters are always illuminated for clear viewing. Their functional design complements the straightforward beauty of the interior.

Steering system

Keep in touch with the terrain, thanks to a robust ball-screw steering system that provides sufficient feedback yet minimises kickback. The steering wheel is leather wrapped* for a touch of luxury and can be vertically adjusted up to 35mm.

*GLX grade

Infrared touchscreen

Even while wearing gloves, enjoy easy fingertip command of the audio and navigation system via the 7-inch infrared touchscreen*. The Smartphone Linkage Display Audio works with Apple CarPlay, Android Auto™ and MirrorLink™ which allows the use of various smartphone applications.

*GLX grade



Apple CarPlay is available in the countries listed at the following link: <http://www.apple.com/feature-availability/#applecarplay-applecarplay>
 *For more details including iPhone models compatible with Apple CarPlay see <http://www.apple.com/ios/carplay/>
 *Apple, Apple CarPlay and iPhone are trademarks of Apple Inc., registered in the U.S. and other countries.
 *Android Auto is available in the countries listed at the following link: <https://www.android.com/au/whats-the-road>
 *Requires the Android Auto app on Google Play and an Android compatible smartphone running Android™ 5.0 Lollipop or higher: <https://support.google.com/androidauto/t86146477>
 *Android and Android Auto are trademarks of Google LLC.
 *MirrorLink™ is compatible with the smartphones listed at the following link: <https://cert.mirrorlink.com/ProductListing/>
 *MirrorLink™ is a registered trademark of the Car Connectivity Consortium LLC.

Down-to-earth design

Relish the sheer pleasure of simple, straightforward and sensible design. Colours are minimal. Every detail is thoughtfully and attractively crafted to support serious off-roading.





PROFESSIONAL TOOLS

Pack your gear for adventure

Whether navigating the urban jungle or exploring off the beaten track, the Jimny offers ample space and practical storage features to accommodate every need.



Practical rear storage

Be packed and ready for every possibility. The thoughtfully designed rear storage area can be expanded by folding the rear seats, and the floor and seatbacks are resin coated* for easier removal of dirt. Flat all the way across, the expanded rear storage area allows crosswise storage of wide items. Screw holes provide support for optional accessories like luggage bars and utility hooks that enhance versatility and practicality. A rear power socket** also lets you power appliances and tools behind the vehicle.

*GL and GLX grades (luggage box only available for GLX grade)
**GLX grade

Handy front seat storage

Everything is within your easy reach. Convenient pockets and trays keep your smartphone, beverages and other personal items close at hand. Nearby USB and accessory sockets connect and power your mobile devices. A large, easy to grip handle provides solid support for the front passenger when entering or exiting the vehicle.

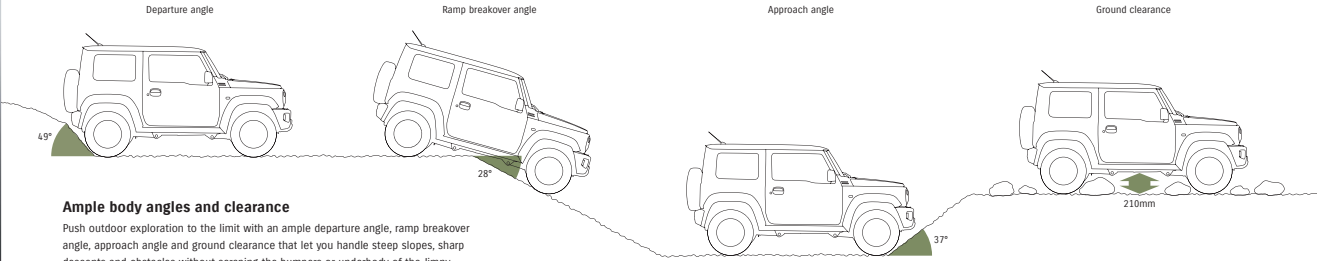
Note: Personal items in the photos are shown for illustrative purposes only. Items should be properly secured while driving.



Note: Items are loosely placed in the rear storage area for illustrative purposes only and should be properly secured while driving.

Depend on robust authenticity

Four uncompromising features define the Jimny as a serious off-road machine – a robust ladder frame, three ample body angles, 3-link rigid axle suspensions with coil springs and 4WD with a low-range transfer gear.



Ample body angles and clearance

Push outdoor exploration to the limit with an ample departure angle, ramp breakover angle, approach angle and ground clearance that let you handle steep slopes, sharp descents and obstacles without scraping the bumpers or underbody of the Jimny.

Rigid ladder frame

From the very first generation, the Jimny has always featured a ladder frame that offers a solid foundation for serious off-road performance.

3-link rigid axle suspension with coil spring

Settle for nothing less than full-width rigid axles in both the front and rear, which help the Jimny ensure superior grip on diverse surfaces. When an obstacle pushes one wheel up, the axle presses the other wheel down to increase tyre contact in rough road conditions.



4WD with low range transfer gear

At your command, the Jimny adapts to every situation. Shift the transfer lever to the 4L mode when the going gets tough for maximum torque and traction. On flat off-road trails and snow-covered roads, enter 4H to enjoy 4WD traction at higher speeds. Once you return to paved roads, shift to the 2H (2WD) mode for a smoother, quieter and more fuel efficient ride. Let ALLGRIP PRO satisfy your adventurous mind with its on and off-road mastery.





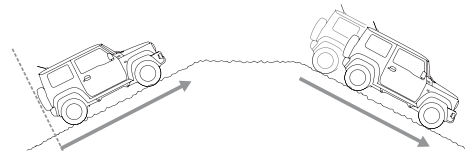
PERFORMANCE

Power your off-road ambitions

Nothing stands in your way when driving the Jimny. It takes you wherever you want to go with unrivalled agility, precision control and powerful torque when you need it most.

New 1.5L engine

Feel empowered in the Jimny. Its robust 1.5L engine generates strong torque throughout a wide rpm range for powerful off-road performance. Small and lightweight, it also delivers high fuel efficiency.

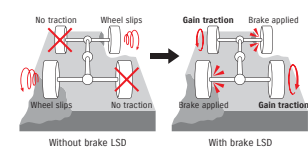


Hill Hold Control

Move upward and onward when starting on steep slopes. Even on bumpy slopes that vary on the right and left sides, this feature helps prevent rearward rolling so you can focus on controlling acceleration.

Hill Descent Control

On tricky descents, with a push of a button, the system is designed to automatically apply the brakes and maintain a fixed speed so you can concentrate on steering without using the brake pedal or clutch.



Brake LSD Traction Control

Cover slippery ground with confidence. If two wheels diagonal from each other lose grip while you're travelling over slippery surfaces, this feature is designed to automatically brake the slipping wheels and redistribute torque to the other two wheels, allowing the Jimny to make its escape.



SAFETY

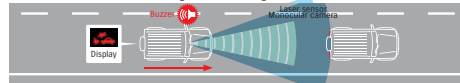
Safeguard yourself and others

Safety is a priority whether trekking through the wilderness or commuting in the city. Thanks to the protective advances of Suzuki Safety Support, you can always drive with peace of mind.

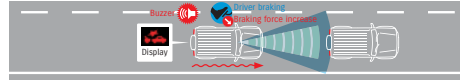
DSBS

When moving, the Jimny uses two sensors—a monocular camera and a laser sensor—to determine if there is a risk of collision with a forward vehicle or pedestrian. Upon detecting a potential collision, the car acts in any of the following three ways, depending on the situation.

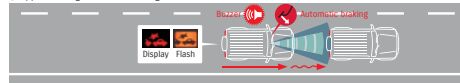
1 Alerts the driver with an audio warning and visual warning.



2 Deploys brake assist to increase braking force if the risk of collision is high and the driver panic brakes.



3 Applies strong automatic braking if the risk of collision increases even more.



High Beam Assist

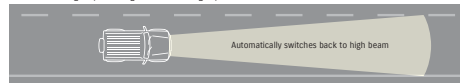
Enjoy safer, more relaxing and courteous night driving with this feature designed to automatically switch the headlights between high and low beams depending on the lighting environment and presence of other vehicles*.

*When travelling 40km/h or faster with the headlamp switch in auto position.

After detecting lights of oncoming or preceding vehicle



When oncoming or preceding vehicle no longer present



Note: There is a limit to the ability of the monocular camera and laser sensor to detect obstacles and lanes, and control the vehicle. Please do not rely on the system: always drive safely.

Weaving Alert

After a long day, it helps to have some support. If the vehicle is “wandering” due to your drowsiness or fatigue, this system is designed to issue audio and visual warnings to keep you alert.

*While travelling at approximately 60km/h or faster.

Lane Departure Warning

The Jimny helps you stay on track. Should you unintentionally stray from your lane while driving at high speed*, this feature is designed to vibrate the steering wheel and issue a visual warning to encourage safer driving.

*While travelling at approximately 60km/h or faster.

Traffic sign recognition

Stay calm and informed. When the system detects traffic signs such as speed limit and no passing signs, it shows them on the meter display to help you remember which road signs the car has passed.



GENUINE ACCESSORIES

Make a statement

Make the Jimny your own with genuine Suzuki accessories. Whether you seek style, enhanced protection or further functionality, there is something sure to satisfy.

Extra protection for professionals

Provide an extra level of protection beneath the body in rough terrain, or further expand convenience in the rear storage area.



Front bumper under garnish



Side under garnish



Differential guard



Large cargo tray (covering extended cargo area)

Enhanced functionality and style

Add these handsome accessories (shown on vehicle) for extra flair, heightened fresh air enjoyment, expanded recreational pleasure and more.

- Roof basket
- Multi roof rack
- Rain and wind deflector set
- Mud flap front, black
- Mud flap rear, black



Day 9

From atop a misty mountain, thundering falls came into view. It was a deeply moving moment and the highlight of my long, challenging off-road adventure with the Jimny.

Nobody But Jimny



Suzuki's "Way of Life!" is the heart of our brand - every Suzuki vehicle, motorcycle and outboard motor is built to create excitement so customers can enjoy everyday life.



Standard and optional equipment available may vary for individual markets. Please enquire at your dealers, as specifications and illustrations may refer to models not available in your region. SUZUKI MOTOR CORPORATION reserves the right to change, without notice, prices, colours, materials, equipment, specifications and models, and also to discontinue models.

All photographs in this brochure were taken with relevant permission. Images of the vehicles without number plates on public roads are composite photos.

SUZUKI MOTOR CORPORATION
300 Takatsuka-cho, Minami-ku, Hamamatsu-shi, Shizuoka 432-8611 JAPAN
www.globalsuzuki.com

JIMNY BROCHURE (E)
99999-B1D01-801