SUZUKI

Installation manuals can be downloaded from this QR code.

Suzuki Genuine Accessories have been specially designed for Suzuki cars and are subject to the same quality standards as the car. Please note that only Suzuki Genuine Accessories have been tested and cleared for use by Suzuki. The necessary instructions can be found in the relevant manuals. It is possible under some circumstances that the installation and/or use of other accessory parts could have a negative effect on the structural characteristics of your car and thus reduce driving safety. Suzuki cannot accept any liability for damage caused by the use of accessories other than Suzuki Genuine Accessories.

On publication of this catalogue all earlier information ceases to be valid. Some of the catalogue's illustrations show special equipment.

The details given in this catalogue are non-binding and are purely for informational purposes. There might be errors and/or misprints in this catalogue.

Japan-sourced accessories: Please contact spare parts & accessories department of **SUZUKI MOTOR CORPORATION (SMC)** in Japan for price, availability and ordering.

Europe-sourced accessories: Please contact spare parts & accessories department of **MAGYAR SUZUKI CORPORATION LTD. (MSC)** in Hungary for price, availability and ordering.

India-sourced accessories: Please contact spare parts & accessories department of **MARUTI SUZUKI INDIA LIMITED (MSIL)** in India for price, availability and ordering.

SUZUKI MOTOR CORPORATION reserves the right, without notice, to make any changes, modifications, to re-design or discontinue any item at any time.
Some catalogue items may not comply with local standards or statutory requirements. Please check your local regulation before ordering and installing accessories from this catalogue.
Actual colours or packaging may differ from those appearing in this catalogue.

Suzuki Motor Corporation
300 Takatsuka-cho, Chuo-ku, Hamamatsu-shi, Shizuoka 432-8611 JAPAN
www.globalsuzuki.com

Last update : October 2025
Update No : 2
Catalogue No : 994AC-58U02-EUR

SUZUKI

e VITARA
GENUINE ACCESSORIES

Europe Edition

CERTIFIED ACCESSORY PACKAGES [1, 2]

	Package Part No.	Contents					
		ELECTRICAL		TRANSPORTATION			
		Charging Cable Mode2 (TypeE/F 2.3kW) [1, 4, 5] 366E0-58U30-000	Charging Cable Mode3 [3, 4] 366F0-58U00-000	Tow Bar [6] (Horizontal Detachable) 9911J-58U00-000	Clip [7] 77290M72S00-000 (x8)	E-kit, LHD/RHD 7pin 9921U-58U10-000	E-kit, LHD/RHD 13pin 9921U-58U00-000
A	(366E0-58U30-000)	✓	—	—	—	—	—
B	(366F0-58U00-000)	—	✓	—	—	—	—
C	99SET-58U00-X03	✓	—	✓	✓	✓	—
D	99SET-58U00-X04	—	✓	✓	✓	✓	—
E	99SET-58U00-X07	✓	—	✓	✓	—	✓
F	99SET-58U00-X08	—	✓	✓	✓	—	✓
G	99SET-58U00-X09	—	—	✓	✓	✓	—
H	99SET-58U00-X10	—	—	✓	✓	—	✓

1: Not in combination with each other.
2: Certified accessory packages are offered to be installed at a certified location under MSTA, prior to initial vehicle registration.
3: Ambient temperature for operation: -32℃ TO +55℃ (Mode 2), -40℃ TO +55℃ (Mode3)
4: This cable is not waterproof, prohibition on any treatment such as leaving the electrical parts outdoors or in the dust/water.
5: The Mode2 cable in the photo is a reference image. The actual shape of wall plug varies depending on the part number.
6: Please additionally order 8 pcs of clips (P/N 77290M72S00-000) and replace the double-sided tape (P/N 77215-72UV0-000:width 4mm × length 10m) at the specified locations and lengths when reattaching the rear splash guards that were removed for tow bar installation.
For further details, please refer to the installation manual for tow bar.
7: The clip is not related to CO_2 data.

EXTERIOR



1 | Alloy Wheel Garnish 18" [1]

Silver color variation of OE black garnish

Satin Silver

Part No. 43240M58U20-000

2 | Alloy Wheel Garnish 19" [1]

Silver color variation of OE black garnish

Satin Silver

Part No. 43240M58U70-000

3 | Wheel Lock Nut

Exclusive for Suzuki, made by McGard, Four-piece set.

Part No. 9923K-78R00-000

[1] The image shows the garnish fitted on an alloy wheel.

EXTERIOR

4 | Door Handle Protector Film

Protects your car from scratches.
Two-piece set.

Transparent

Part No. 99126-58U10-000

5 | Side Under Garnish

Set for left and right hand side.

Silver

Part No. 9912D-58U10-000

INTERIOR

1 | Tray Floor Mat

Raised edges help keep the footwell clean. Made of TPS and resistant to becoming stiff under low temperature. Five-piece set.

Part No. 75901-58UA0-000 LHD
Part No. 75901-58UB0-000 RHD

2 | Side Sill Scuff

Made of Stainless steel, four-piece set, with eVITARA logo

Part No. 99142-58U10-000

3 | Tray Luggage Mat

Made of TPO, light and raised edge to help keep the trunk room clean.

Part No. 99150-58U10-000

4 | Back Door Scuff Plate

Two-piece set, made of stainless steel, protects your inner loading edge from scratches when loading and unloading.

Part No. 99158-58U10-000

5

5 | BABY-SAFE PRO [1]

This offers your baby a flatter, healthier position to make travels even more comfortable and safe. This accompanies your baby from birth up to 15 months.

Black

Part No. 88510-58UC0-000

6

6 | TRIFIX 2 i-SIZE [1]

This can easily and safely be installed thanks to its integrated ISOFIX connectors and Top Tether. Its optimized seating area ensures that there's enough space for a growing child from 15 months up to about 4 years.

Black

Part No. 88501-63TA0-000

7

7 | KIDFIX PRO M [1]

The highback booster car seat is made in Germany and provides a comfortable safe space for your little one. This offers plenty of space for your child to grow from the age of 3.5 to 12 years.

Black

Part No. 88501-58UD0-000

8 | Boost [1]

For a child from 135-150cm, thanks to its universal installation with the 3-point belt, it can be used in almost any car and provides high comfort despite its compact size – including comfortable armrests and an ergonomically shaped seat.

Part No. 88501-58UB0-000

[1] Please choose the one suitable for your child when purchasing.

INTERIOR

ELECTRICAL

1 | Charging Cable Mode2 [1, 2, 3]

WVTA

Part No. 366E0-58U10-000
Cable length : 7.5m
Charging Mode : Mode2
Wall Plug : TypeG
Vehicle Plug : Type2
Cable capacity : 2.3kW 10A 1Phase

Part No. 366E0-58U20-000
Cable length : 7.5m
Charging Mode : Mode2
Wall Plug : TypeE/F
Vehicle Plug : Type2
Cable capacity : 1.8kW 8A 1Phase

Part No. 366E0-58U30-000
Cable length : 7.5m
Charging Mode : Mode2
Wall Plug : TypeE/F
Vehicle Plug : Type2
Cable capacity : 2.3kW 10A 1Phase

A C E

2 | Charging Cable Mode3 [1, 2]

WVTA

B D F

Part No. 366F0-58U00-000
Cable length : 7.5m
Charging Mode : Mode3
Wall Plug : Type2
Vehicle Plug : Type2
Cable capacity : 22kW 32A 3Phase

3 | Charging Cable Bag

Charging Cable bag made out of the fabric woven on Suzuki looms in Japan. Made of cotton, water-repellent, with e logo and SUZUKI logo tag.

Part No. 99000-79NM0-362

< How to Use 'Charging Cable Bag' >

Spread a bag

Put the cable onto a bag

Tighten the strings

Place in luggage

[1] Ambient temperature for operation: -32°C TO +55°C (Mode 2), -40°C TO +55°C (Mode3)
[2] This cable is not waterproof, prohibition on any treatment such as leaving the electrical parts outdoors or in the dust/water.
[3] The Mode2 cable in the photo is a reference image. The actual shape of wall plug varies depending on the part number.

A - N : Package reference mark (Please see page 1). WVTA : Item with this mark is certified under WVTA.

4 | Wireless Mobile Charger [1, 2, 3, 4]

Able to charge one smartphone equipped with Qi™ charging. Perfectly fit the center console.

Maximum Power Usage: 15 W
Rated Voltage: 12 V
Operating Temperature Range: -40˚C to 80˚C

Part No. 990J0M58UM3-010

Wireless charger indicator light status

Indicator light	Description
Off	Wireless charger off
Amber	Activated and ready to charge
Blue	Charging in progress
Green	Charging completed
Red	Error

[1] This item is a factory equipment for GLX and is applicable to GL.
[2] Please consult your vehicle owner's manual for further information and service manual for installation.
[3] Qi and the Qi mark are trademarks of the Wireless Power Consortium. (WPC)
[4] Charging speed may vary depending on charging condition and smart phone.

TRANSPORTATION

1 | Multi Roof Rack [1]

Black rectangular steel bars, lockable
Own weight : 4.5kg
Max. roof load of vehicle : 50kg
Part No. 99176-58U00-000

2 | Tow Bar (Horizontal Detachable) [2] WVTA

Max towing capacity : 750kg
Max vertical load : 75kg
Part No. 9911J-58U00-000
C D E F G H

3 | E-kit, LHD/RHD 7pin WVTA

Wiring harness kit for tow bar.
Part No. 9921U-58U10-000
C D G

4 | E-kit, LHD/RHD 13pin WVTA

Wiring harness kit for tow bar.
Part No. 9921U-58U00-000
E F H

5 | Adapter, 7-Pin to 13-Pin

To connect 7-pin plug to 13-pin socket.
Part No. 9921U-70TA0-000

6 | Adapter, 13-Pin to 7-Pin

To connect 13-pin plug to 7-pin socket.
Part No. 990E0-79J67-000

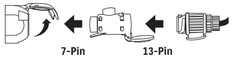

[1] The max. roof load is 50kg (including own weight of Multi Roof Rack and other carrier modules).
[2] Please additionally order 8 pcs of clips (P/N 77290M72S00-000) and replace the double-sided tape (P/N 77215-72UV0-000:width 4mm × length 10m) at the specified locations and lengths when reattaching the rear splash guards that were removed for tow bar installation. For further details, please refer to the installation manual for tow bar.

A - N : Package reference mark (Please see page 1). WVTA : Item with this mark is certified under WVTA.

USEFUL ITEMS



1 | Jack
Part No. 89913M58U10-000

2 | Wheel Wrench
Part No. 89961M75J00-000

3 | Jack Handle
Part No. 09827M00004-000

4+5 | Tire Repair Kit
A set of tire compressor and puncture repair fluid.
Part No. 43310-55Q00-000

5 | Puncture Repair Fluid
Part No. 43312-55Q00-000

6 | Safety Kit
Including first aid kit, warning triangle, and a safety vest.
Part No. 9925E-70T00-000

7 | Anti PM2.5 Air-conditioner Filter
Refresh the car cabin with clean air. Anti-PM2.5, dustproof.
Part No. 95862M58U00-000

8 | Touch-up Paint
Available in following colours:
Splendid Silver Pearl Metallic
Part No. 9925D-B0100-WBE
Grandeur Grey Pearl Metallic
Part No. 9925D-B0100-WBF
Arctic White Pearl
Part No. 9925D-B0100-ZHJ
Land Breeze Green Pearl Metallic
Part No. 9925D-B0100-WA1
Bluish Black Pearl
Part No. 9925D-B0100-WB3
Celestial Blue Pearl Metallic
Part No. 9925D-B0100-WBH
Opulent Red Pearl Metallic
Part No. 9925D-B0100-WBG